

Sling & Swathe Universal

Application Instructions

1. Position sling against rib cage. Bring web straps straight up and over the patient's shoulders. Place affected arm through the sling (figure 1).

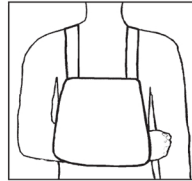


figure 1

2. Criss cross both straps against the patient's back (figure 2).

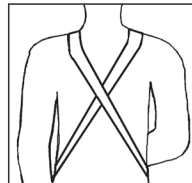


figure 2

3. Attach hook straps to the front of the sling in a criss cross motion supporting the affected arm (figure 3).

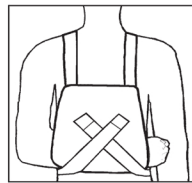


figure 3

4. Secure arm against the body by attaching the swathe strap to the sling. Place one end of the strap to the sling. Encircle the affected arm and bring around the patient's back and under the non-affected arm. Secure loose end to the front of the sling (figure 4).

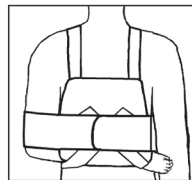


figure 4

Washing Instructions

Join hook and loop. Machine wash in cold water with mild detergent. Air dry.

Reorder No.	Size	Swathe Length
0814 0160	Universal	Up to 54"(137.2cm)
0814 0159	Universal	Up to 96"(243.8cm)

BIRD & CRONIN INC.

Designers and Manufacturers of Quality Medical Products
1200 Trapp Road • Eagan, Minnesota USA 55121
651/683-1111 • Fax 651/688-9855 • 800/328-1095 • Fax 800/279-7934
e-mail sales@birdcronin.com • www.birdcronin.com

© 2006 Bird & Cronin, Inc. All Rights Reserved - 10000160